

Hot Water Booster / Storage Tanks



Heat-Flo

HEATING PRODUCTS

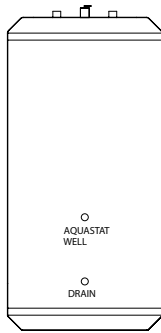
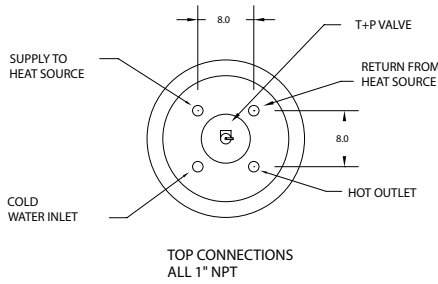


Conforms to UL STD 174
Certified to CAN/CSA STD C22.2 No.110-94

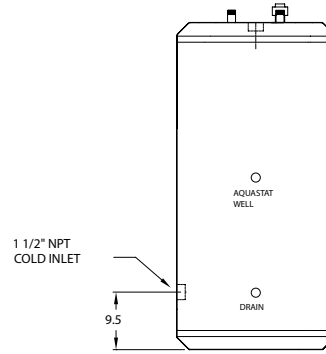
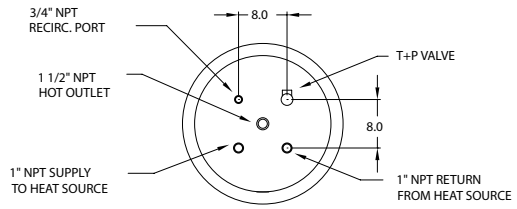
Heat-Flo, Inc.
15 Megan Court
Uxbridge, MA 01569
Tel: 508-278-2400
Fax: 508-278-2466
www.heat-flo.com

Hot Water Booster / Storage Tanks

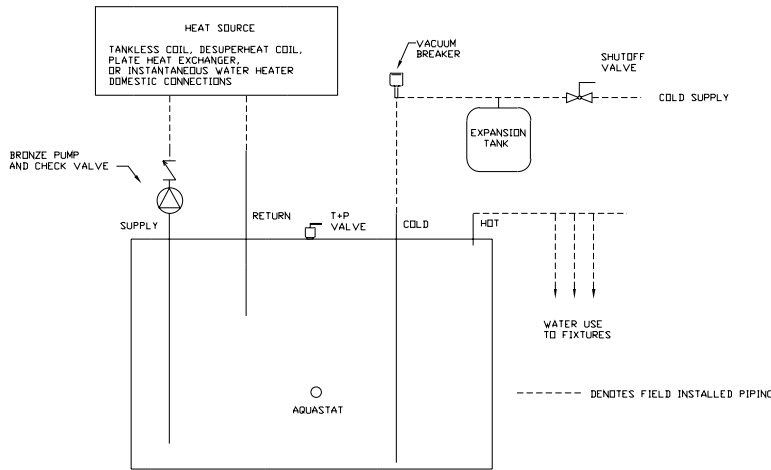
Heat-Flo offers quality well insulated hot water storage tanks that provide the abundant hot water that today's homes require. Homes with multiple baths, hot tubs, and body sprays increase the requirement for the "dump loads" that tankless coils, instantaneous water heaters, and plate heat exchangers can not provide. By adding hot water storage, the system designer can achieve an energy efficient balance between heat input and storage by taking full advantage of a high efficiency heat source. The result will be reduced burner cycling, and abundant hot water.



STANDARD UNITS



-ST-C UNITS



HOT WATER BOOSTER / STORAGE TANK
DOMESTIC WATER HEATING SYSTEM / TYPICAL SCHEMATIC
Note: Installation must conform to all local codes.

Features and Benefits Include:

1. Quality Design and Construction

- All stainless steel.
- R-12 insulation, less than 1 deg. F / hr. heat loss.
- Flexible thermoplastic jacket that will not dent or corrode.
- Stainless steel dip tubes.

2. Easy Installation

- All connections are on top on the standard units. Connecting to a high efficiency wall-mount boiler or instantaneous water heater is about as easy as it gets.
- Units are provided with two separate connections for heat source supply and return, and an aquastat. The result is excellent temperature control and no guesswork. These two connections are hydraulically decoupled from cold and hot. High hot water draw rates will not effect the circulator/control performance.
- Drain valve and T+P valve are factory installed.
- Honeywell L4080B control is standard.

3. Residential and Commercial

- Models available with 30, 40, 60, 80, and 115 gallon tanks.
- Banking together 80 and 115 gallon units for applications with high water heating demands.

Model	Storage Volume (Gals.)	Dimensions (inches)		Piping Connections-N.P.T.		Max. Working Pressure (psi)	Approx. Shipping Wt. - Lbs.
		Ht.	Dia.	Cold / Hot In / Out	Heat Source Supply / Return		
30-ST	30	34.0	23.5	1	1	150	75
40-ST	40	44.0	23.5	1	1	150	90
40L-ST	42	36.0	28.0	1	1	150	90
60-ST	60	62.0	23.5	1	1	150	115
60L-ST	60	46.0	28.0	1	1	150	110
80-ST	80	56.0	28.0	1	1	150	140
115-ST	115	74.0	28.0	1	1	150	175
80-ST-C	80	56.0	28.0	1 1/2	1	150	140
115-ST-C	115	74.0	28.0	1 1/2	1	150	175

Fully insulated stainless steel tanks, including L4080B aquastat. Brass drain and T+P valves are factory installed. Dip tubes in tank located to circulate water through the heat source, and return to the tank.

