



Smart Series™

Wall Heater



APPLICATIONS

Fast heat response and Programmable touch screen built-in thermostat make the Smart Series™ heaters ideal for dens, basements, converted attics and breezeways, garages, large bathrooms, offices, workshops and similar areas. Also, adaptable to multiple installations in larger or odd shaped rooms.

FEATURES

Heater automatically adjusts wattage output and blower speed resulting in whisper quiet operation for optimum comfort.

Heating element is heavy duty non-glowing steel fins brazed to steel sheathed tubular elements in a grid pattern that covers the entire discharge area.

Built-in fan delay operates when unit is turned off after heating to prolong element life.

5/2 day electronic programmable built-in thermostat adaptable to fit any life style while providing energy savings and precise temperature performance.

Easy to use LED touch screen operation.

Convenient remote control included.

Contemporary, clean design with night light feature complements any decor.

Designed for easy installation. Heater is mounted prior to wiring. Both hands are free to make field connections in roomy compartment.

This heater is designed for installation in 2 x 4 or larger wall sections using the wall box provided.

The heater may be wired with standard building wire (60°C). Refer to specification chart for correct supply voltage and wire size.



5 Year Element Warranty



Proportional Wattage Adjustment



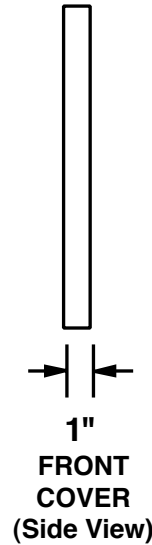
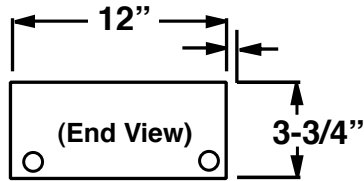
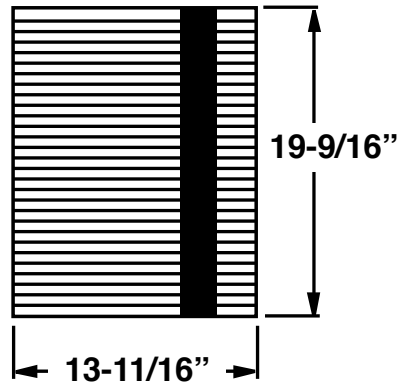
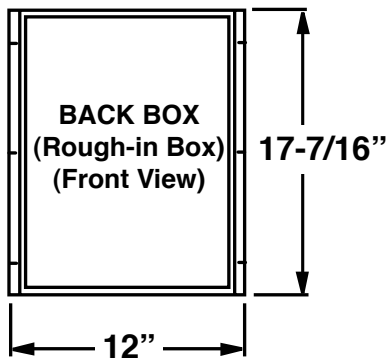
Whisper Quiet



Fast Response Heating

CATALOG NUMBER	VOLTS	AMPS	WATTS	BTUHR	WIRE SIZE
HT2024SS	240	1.0 - 8.3	250 - 2000	853 - 6826	14 AWG
HT1502SS	120	1.6 - 12.5	200 - 1500	682 - 5120	12 AWG

DIMENSIONS

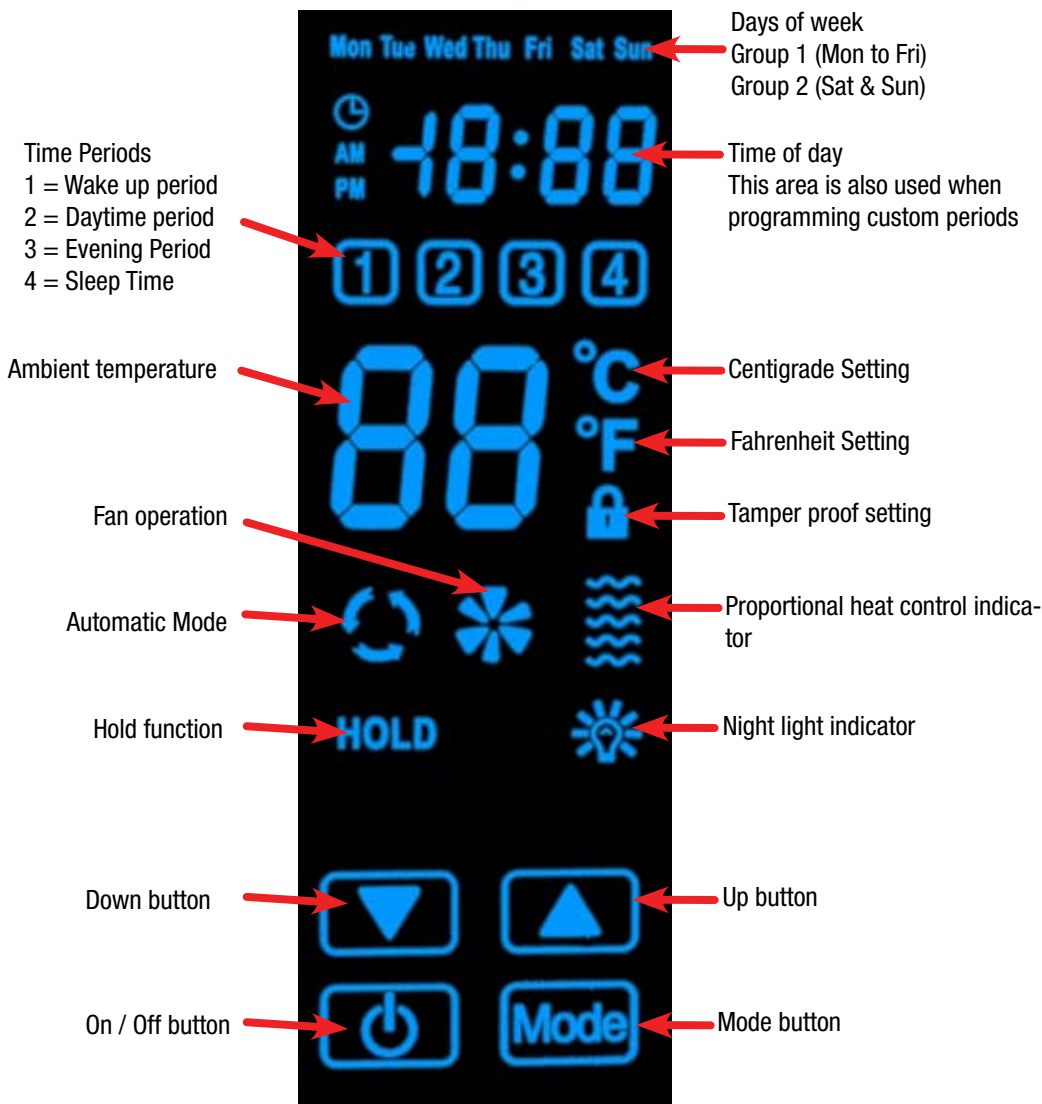


MOUNTING LIMITATIONS


Do not install heater closer than 12 inches to the floor, 12 inches to an adjacent wall, 36 inches to the ceiling.

Do not install heater behind towel rack or door, upside down or sideways, in the floor, ceiling, or in closets.

THERMOSTAT DISPLAY



HEATER REMOTE



An easy to use remote control is included to provide convenient heat and power adjustment from up to 12 feet away. Heater must be in direct line of sight to operate correctly. Unit can be controlled with or without remote control.