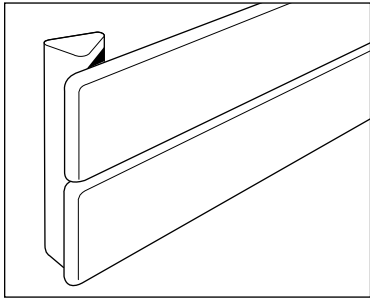


Decor Radiators

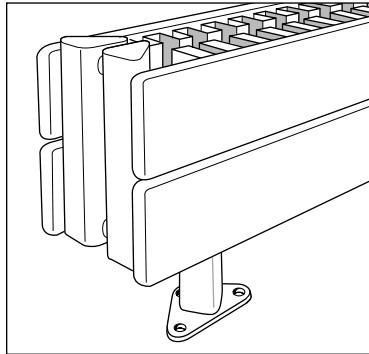
Baseboard



H11 (with fins)

Available in outputs from 1,561 to 10,282 Btu/hr; 2, 3 and 4 tubes high.

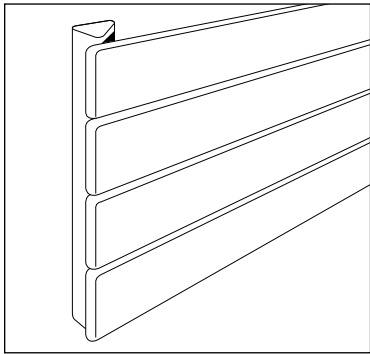
Pedestal



H28 (High Output, with fins)

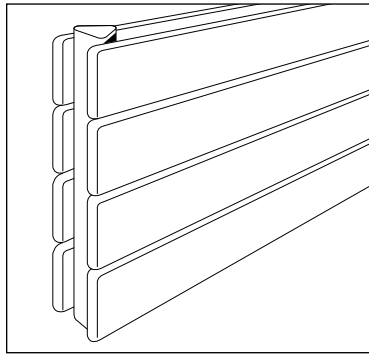
Available in outputs from 5,035 to 19,552 Btu/hr; 2 and 4 tubes high.

Radiator



H11 (with fins)

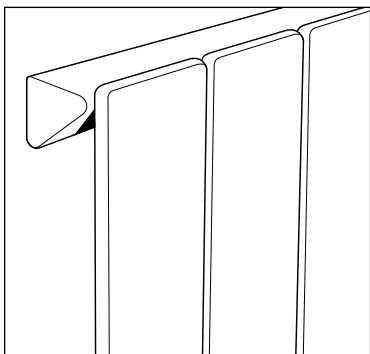
Available in outputs from 3,565 to 16,156 Btu/hr; 6, 8 and 10 tubes high.



H22 (with fins)

Available in outputs from 6,253 to 28,391 Btu/hr; 6, 8 and 10 tubes high.

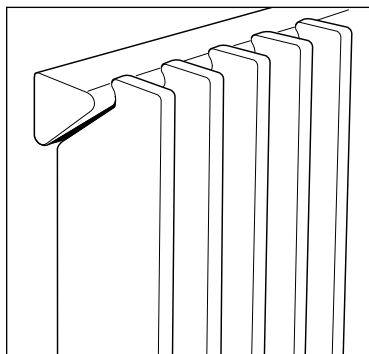
Vertical Decor



Vertical V10

Available in outputs from 6,648 to 11,079 Btu/hr; 6, 8 and 10 tubes.

Column Decor



Column TS4

Available in outputs from 7,110 to 18,663 Btu/hr; 8, 11, 13, 16, 18 and 21 tubes with 1⁵/₈" between tubes.

With five distinctive Decor styles to choose from—Baseboard, Pedestal, Radiator, Vertical Decor and Column Decor—there is a model to enhance the look of any interior. Myson Decor Radiators have the style, quality of construction and finish to be used with confidence in the most prestigious settings.

General Specifications

APPROVAL AND CERTIFICATION

All Myson Decor Radiators are manufactured and tested to EN 442.

PAINT FINISH

Every radiator undergoes a multi stage pre-treatment process followed by an epoxy polyester primer coating. A baked epoxy polyester powder coat in white (RAL 9010) is applied to all front and rear surfaces allowing the Myson Decor Radiator to be fitted without further painting.

APPLICATION

Myson Decor Radiators are for use with hot water applications only. Their applications are for use with two pipe pumped indirect domestic and central heating installations. The system should be designed with particular care taken to avoid air entry or water discharge.

We do not recommend the use of single feed indirect cylinders, as the possibility of aeration due to water interchange may lead to corrosion.

The installation work must be carried out in accordance with recognized good practice, and precautions taken to avoid contamination which could lead to corrosion. If a corrosion inhibitor or other water treatment is to be used, the manufacturer's instructions must be strictly followed.

TUBE DIMENSIONS

Headers: Triangular 2" x 1⁵/₈" x 1⁵/₈"

Header thickness: 1/16"

Heating tubes: 2³/₄" x 7/16"

Heating tube thickness: 1/8"

WATER CONNECTIONS

Stock Range:

Type	Connections
H	4 x 1/2 inch including plug and vent.
V	2 x 1/2 inch BOE including plug and vent.
T	2 x 1/2 inch BOE including plug and vent.

PRESSURE

All Decor Radiators are pressure tested to 87 psi during manufacture.

Maximum working pressure: 66 psi.

Dimensions

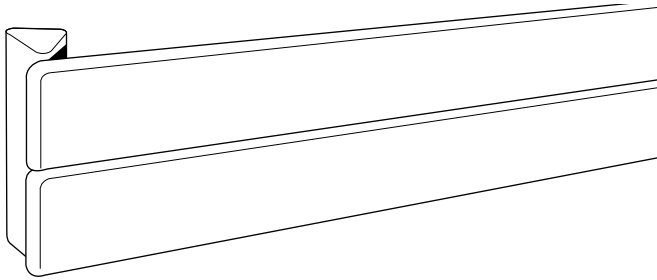
The chosen radiator must always have one of its two dimensions less than or equal to 47¹/₄".

HEAT OUTPUTS

The tabulated figures are quoted at an average water temperature (AWT) of 215°F, and an entering air temperature (EAT) of 65°F. Correction factors for other temperature differences are on page 26.

MOUNTING BRACKETS

All Decor Radiators are supplied with the appropriate standard brackets. Mounting feet for floor mounting and support for ceiling mounting are supplied separately to order.



H11 Baseboard (with fins)

2 Tube 6 Inch

Length (in)	Output (Btu/hr)	Product Code	Weight (lbs)	Water Content (gals)
24	1561	2H11060	7.0	0.24
36	2341	2H11090	10.5	0.36
48	3121	2H11120	14.0	0.48
60	3902	2H11150	17.5	0.60
72	4683	2H11180	21.0	0.72
84	5463	2H11210	24.5	0.84
96	6243	2H11240	28.0	0.96

3 Tube 9 Inch

24	1919	3H11060	10.6	0.36
36	2878	3H11090	15.9	0.54
48	3838	3H11120	21.2	0.72
60	4797	3H11150	26.5	0.90
72	5756	3H11180	31.8	1.08
84	6716	3H11210	37.1	1.26
96	7675	3H11240	42.4	1.44

4 Tube 12 Inch

24	2570	4H11060	14.2	0.48
36	3855	4H11090	21.3	0.72
48	5141	4H11120	28.4	0.96
60	6426	4H11150	35.5	1.20
72	7711	4H11180	42.6	1.44
84	8996	4H11210	49.7	1.68
96	10282	4H11240	56.8	1.92

*For information on other sizes, contact Myson, Inc.

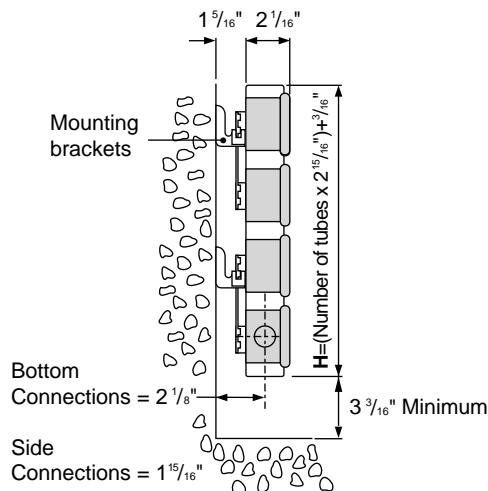
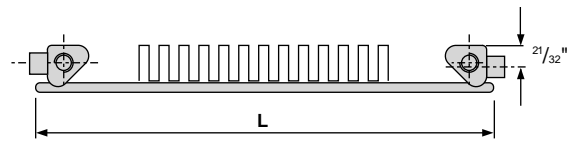
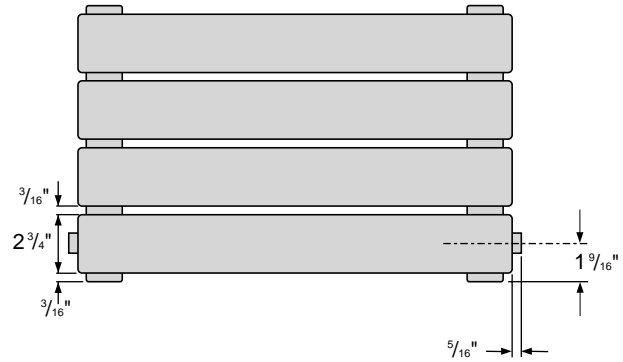
For conversion from 215°F Average Water Temperature (AWT) and 65°F Entering Air Temperature (EAT) to other AWTs, the following factors apply:

Average water temperature (°F)	Temperature Difference (°F)	Factor
190	125	0.80
180	115	0.72
170	105	0.64
160	95	0.56
150	85	0.49
140	75	0.42

Note: Heat outputs for various AWTs include 15% Heat Effect for placement along outside walls.

Use the 215°F Output Rating with the Correction Factor for more specific design considerations.

For other EATs, see page 26.

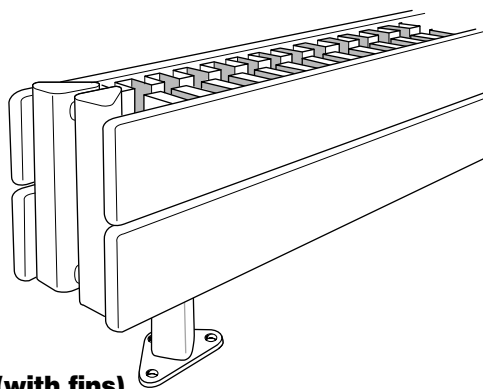


Connections



Pressure Drops

Number of Tubes	2	3	4
Ft Hd (W.G.) @ 1 GPM	0.16	0.11	1.2



H28 Pedestal (with fins)

2 Tube 6 Inch

Length (in)	Output (Btu/hr)	Product Code	Weight (lbs)	Water Content (gals)
39	5035	2H28100	23.1	0.78
55	7050	2H28140	32.6	1.10
71	9064	2H28180	42.0	1.42
87	11079	2H28220	51.5	1.74

4 Tube 12 Inch

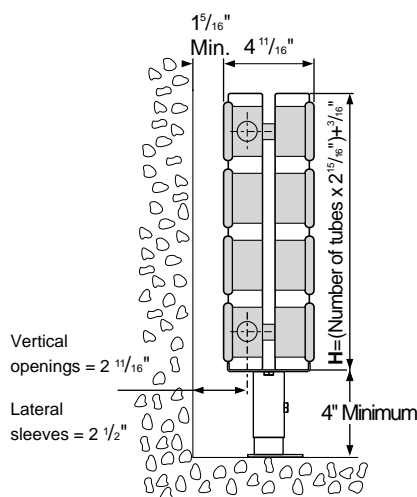
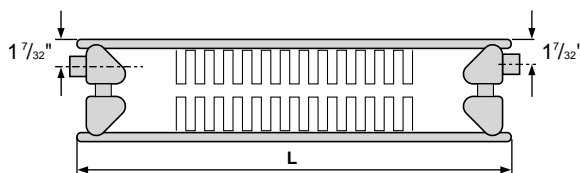
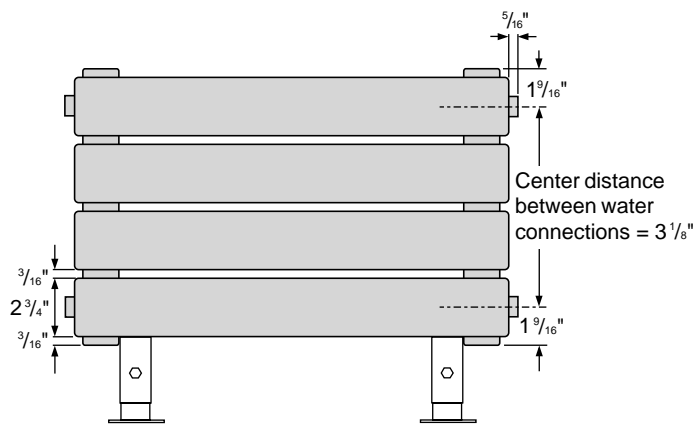
Length (in)	Output (Btu/hr)	Product Code	Weight (lbs)	Water Content (gals)
39	8887	4H28100	45.8	1.56
55	12442	4H28140	64.6	2.20
71	15998	4H28180	83.4	2.84
87	19552	4H28220	102.2	3.50

*For information on other sizes, contact Myson, Inc.


For conversion from 215°F Average Water Temperature (AWT) and 65°F Entering Air Temperature (EAT) to other AWTs, the following factors apply:

Average water temperature (°F)	Temperature Difference (°F)	Factor
190	125	0.80
180	115	0.72
170	105	0.64
160	95	0.56
150	85	0.49
140	75	0.42

Note: Heat outputs for various AWT's include 15% Heat Effect for placement along outside walls.
Use the 215°F Output Rating with the Correction Factor for more specific design considerations.




Connections



Pressure Drops

Number of Tubes	2	4
Ft Hd (W.G.) @ 1 GPM	0.24	0.11



H11 Radiator (with fins)

6 Tube 18 Inch

Length (in)	Output (Btu/hr)	Product Code	Weight (lbs)	Water Content (gals)
24	3565	6H11060	21.2	0.72
32	4754	6H11080	28.2	0.96
39	5942	6H11100	34.4	1.17
55	8319	6H11140	48.5	1.65
72	10696	6H11180	62.6	2.13

8 Tube 24 Inch

24	4490	8H11060	28.2	0.96
32	5986	8H11080	37.6	1.30
39	7483	8H11100	45.8	1.60
55	10475	8H11140	64.6	2.20
72	13469	8H11180	83.4	2.84

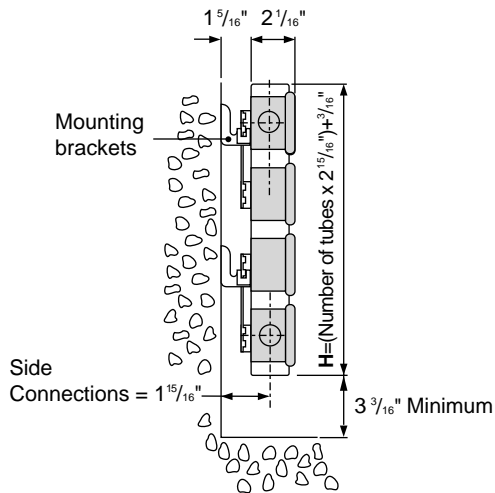
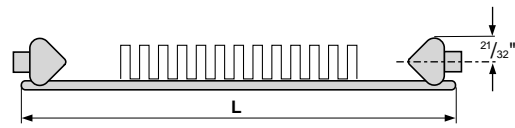
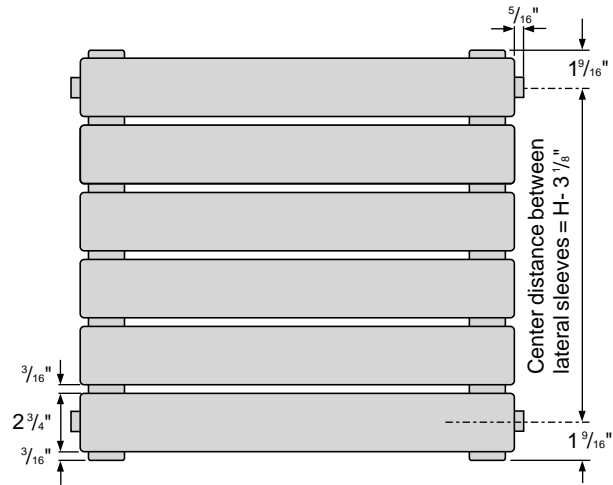
10 Tube 30 Inch

24	5385	10H11060	35.4	1.20
32	7181	10H11080	47.2	1.60
39	8976	10H11100	57.5	1.95
55	12566	10H11140	81.1	2.75
72	16156	10H11180	104.7	3.55

*For information on other sizes, contact Myson, Inc.

For conversion from 215°F Average Water Temperature (AWT) and 65°F Entering Air Temperature (EAT) to other AWTs, the following factors apply:

Average water temperature (°F)	Temperature Difference (°F)	Factor
190	125	0.80
180	115	0.72
170	105	0.64
160	95	0.56
150	85	0.49
140	75	0.42

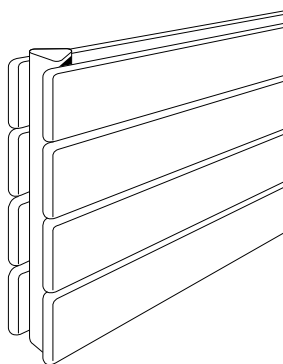


Connections



Pressure Drops

Number of Tubes	6	8	10
Ft Hd (W.G.) @ 1 GPM	0.45	0.30	0.21



H22 Radiator (with fins)

6 Tube 18 Inch

Length (in)	Output (Btu/hr)	Product Code	Weight (lbs)	Water Content (gals)
24	6253	6H22060	40.6	1.30
32	8338	6H22080	54.1	1.73
39	10422	6H22100	66.0	2.10
55	14591	6H22140	93.1	2.97
72	18760	6H22180	120.1	3.83

8 Tube 24 Inch

24	7707	8H22060	54.2	1.70
32	10276	8H22080	72.3	2.24
39	12844	8H22100	88.1	2.73
55	17983	8H22140	124.2	3.90
72	23121	8H22180	160.4	5.00

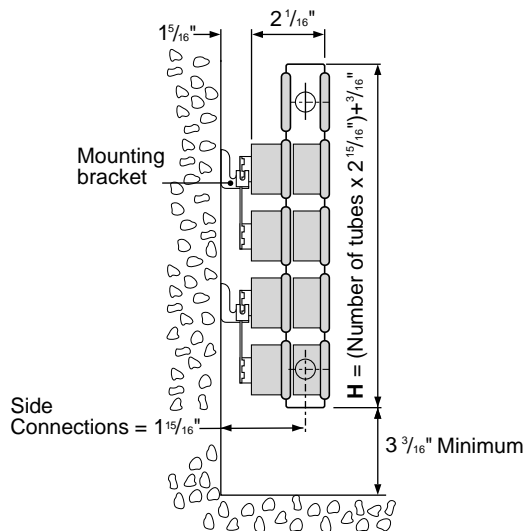
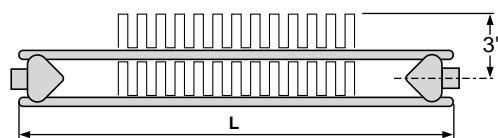
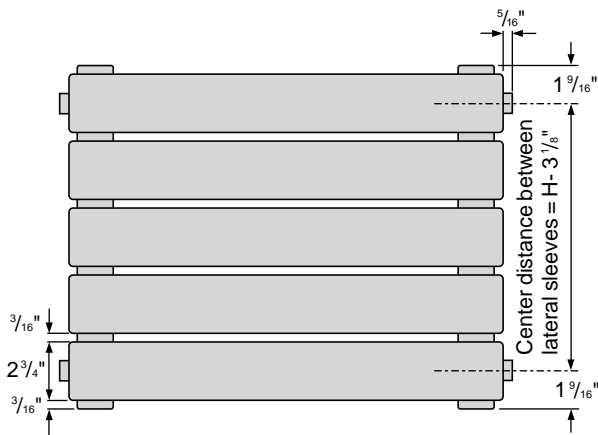
10 Tube 30 Inch

24	9463	10H22060	67.6	2.10
32	12618	10H22080	90.1	2.82
39	15772	10H22100	110.0	3.43
55	22081	10H22140	155.0	4.84
72	28391	10H22180	200.0	6.30

*For information on other sizes, contact Myson, Inc.

For conversion from 215°F Average Water Temperature (AWT) and 65°F Entering Air Temperature (EAT) to other AWTs, the following factors apply:

Average water temperature (°F)	Temperature Difference (°F)	Factor
190	125	0.80
180	115	0.72
170	105	0.64
160	95	0.56
150	85	0.49
140	75	0.42



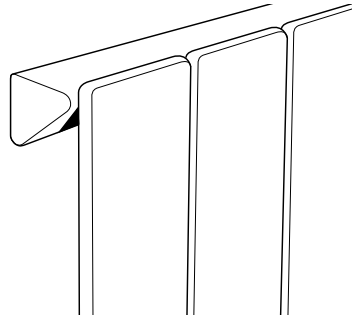
Connections



Pressure Drops

Number of Tubes	6	8	10
Ft Hd (W.G.) @ 1 GPM	0.16	0.13	0.10

VERTICAL DECOR RADIATORS



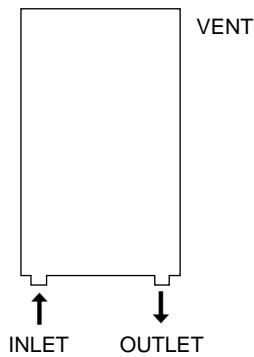
V10 79" Nominal Height

No. of Tubes	Width (Inches)	Output (Btu/hr)	Product Code	Weight (lbs)	Water Content (gals)
6	18	6648	6V10200	42.7	2.04
8	24	8864	8V10200	57.0	2.72
10	30	11079	10V10200	71.2	3.40

For conversion from 215°F Average Water Temperature (AWT) 65°F Entering Air Temperature (EAT) to other AWTs, the following factors apply:

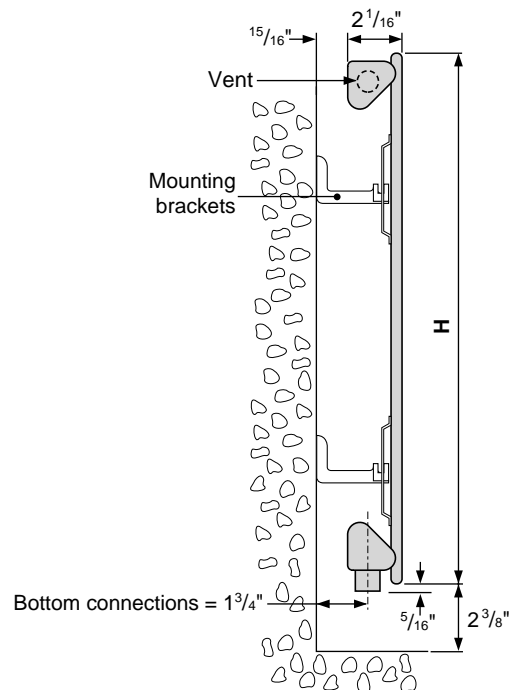
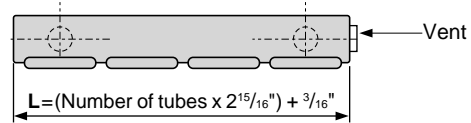
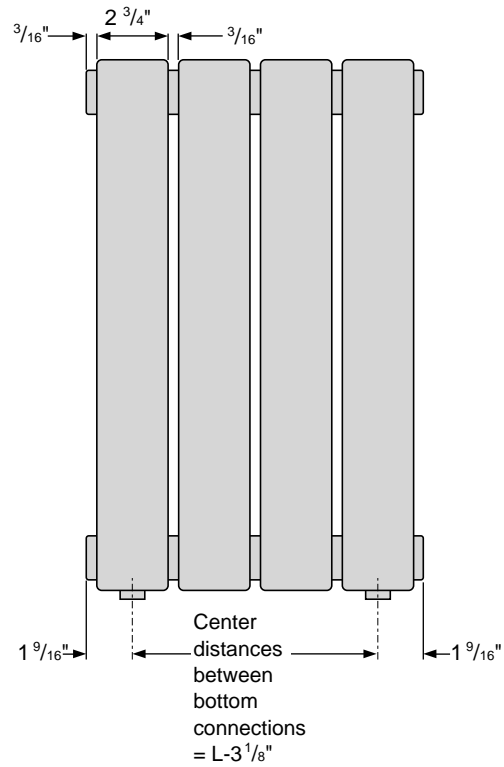
Average water temperature (°F)	Temperature Difference (°F)	Factor
190	125	0.80
180	115	0.72
170	105	0.64
160	95	0.56
150	85	0.49
140	75	0.42

Connections



Pressure Drops

Number of Tubes	6	8	10
Ft Hd (W.G.) @ 1 GPM	0.18	0.16	0.16



Correction Factors—Decor

Entering Air Temperature (EAT) °F



		45	50	55	60	65	70	75	80	85	90	95
Average Water Temperature (AWT) °F	240	1.39	1.34	1.30	1.26	1.21	1.17	1.13	1.08	1.04	1.00	0.96
	235	1.34	1.30	1.26	1.21	1.17	1.13	1.08	1.04	1.00	0.96	0.92
	230	1.30	1.26	1.21	1.17	1.13	1.08	1.04	1.00	0.96	0.92	0.88
	225	1.26	1.21	1.17	1.13	1.08	1.04	1.00	0.96	0.92	0.88	0.84
	220	1.21	1.17	1.13	1.08	1.04	1.00	0.96	0.92	0.88	0.84	0.80
	215	1.17	1.13	1.08	1.04	1.00	0.96	0.92	0.88	0.84	0.80	0.76
	210	1.13	1.08	1.04	1.00	0.96	0.92	0.88	0.84	0.80	0.76	0.72
	205	1.08	1.04	1.00	0.96	0.92	0.88	0.84	0.80	0.76	0.72	0.68
	200	1.04	1.00	0.96	0.92	0.88	0.84	0.80	0.76	0.72	0.68	0.64
	195	1.00	0.96	0.92	0.88	0.84	0.80	0.76	0.72	0.68	0.64	0.60
	190	0.96	0.92	0.88	0.84	0.80	0.76	0.72	0.68	0.64	0.60	0.56
	185	0.92	0.88	0.84	0.80	0.76	0.72	0.68	0.64	0.60	0.56	0.53
	180	0.88	0.84	0.80	0.76	0.72	0.68	0.64	0.60	0.56	0.53	0.49
	175	0.84	0.80	0.76	0.72	0.68	0.64	0.60	0.56	0.53	0.49	0.46
	170	0.80	0.76	0.72	0.68	0.64	0.60	0.56	0.53	0.49	0.46	0.42
	165	0.76	0.72	0.68	0.64	0.60	0.56	0.53	0.49	0.46	0.42	0.38
	160	0.72	0.68	0.64	0.60	0.56	0.53	0.49	0.46	0.42	0.38	0.35
	155	0.68	0.64	0.60	0.56	0.53	0.49	0.46	0.42	0.38	0.35	0.32
	150	0.64	0.60	0.56	0.53	0.49	0.46	0.42	0.38	0.35	0.32	0.28
	145	0.60	0.56	0.53	0.49	0.46	0.42	0.38	0.35	0.32	0.28	0.25
	140	0.56	0.53	0.49	0.46	0.42	0.38	0.35	0.32	0.28	0.25	0.22
	135	0.53	0.49	0.46	0.42	0.38	0.35	0.32	0.28	0.25	0.22	0.19
	130	0.49	0.46	0.42	0.38	0.35	0.32	0.28	0.25	0.22	0.19	0.16
	125	0.46	0.42	0.38	0.35	0.32	0.28	0.25	0.22	0.19	0.16	0.13
120	0.42	0.38	0.35	0.32	0.28	0.25	0.22	0.19	0.16	0.13	0.11	
115	0.38	0.35	0.32	0.28	0.25	0.22	0.19	0.16	0.13	0.11	0.08	
110	0.35	0.32	0.28	0.25	0.22	0.19	0.16	0.13	0.11	0.08	0.06	
105	0.32	0.28	0.25	0.22	0.19	0.16	0.13	0.11	0.08	0.06	0.03	
100	0.28	0.25	0.22	0.19	0.16	0.13	0.11	0.08	0.06	0.03	0.01	

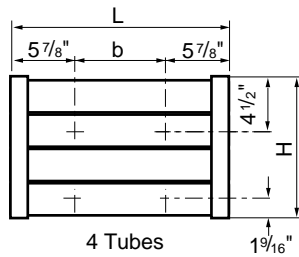
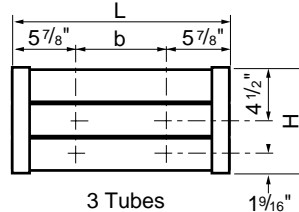
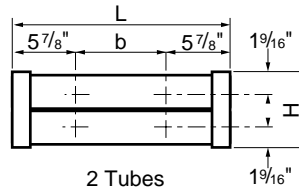
Heat output for Decor Radiators is determined for an Average Water Temperature (AWT) of 215°F and an Entering Air Temperature (EAT) of 65°F. Use this table to determine the correction multiplier for other conditions.

Type **Standard Bracket Location** **Mounting Details**

**H11
Baseboard**

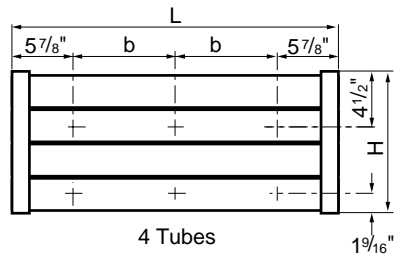
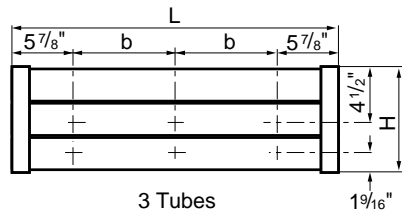
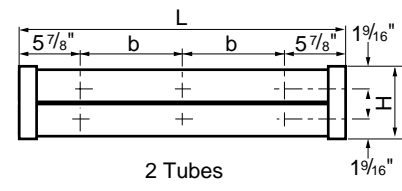
**Flexible
Along
All Fins**

24" to 48"



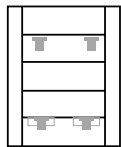
$$b = L - 11\frac{3}{4}"$$

51" to 96"



$$b = \frac{L - 11\frac{3}{4}"}{2}$$

**H11
Radiator**

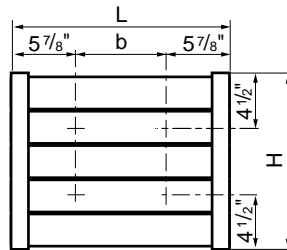


REF .001
Wall mounted.

**H22
Radiator**

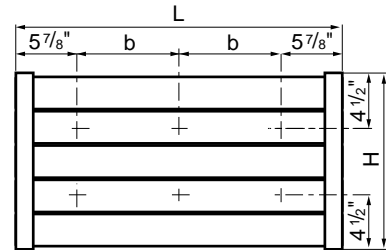
Standard mounting system for all models.

24" to 48"



$$b = L - 11\frac{3}{4}"$$

51" to 96"

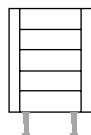


$$b = \frac{L - 11\frac{3}{4}"}{2}$$

H = Number of tubes X 2¹⁵/₁₆" + 3¹/₁₆"

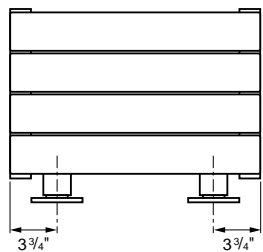
Note: Single tube models H11, H22 and H28 must be mounted on feet.

**H28
Pedestal**

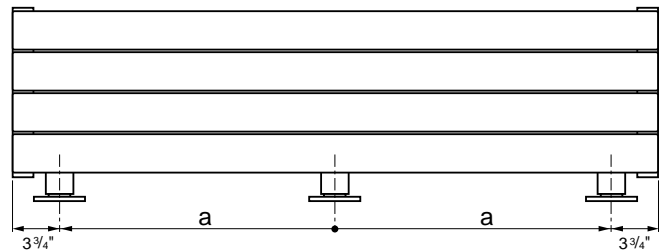


REF .003
Mounting with adjustable feet
3¹/₂" to 4³/₄"

Type H L=39"



Type H L= 55" to 87"



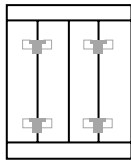
$$a = \frac{L - 7\frac{1}{2}"}{2}$$

DECOR MOUNTING DETAILS

Type **Standard Bracket Location**

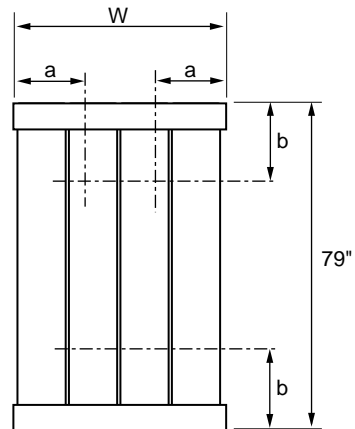
Mounting Details

**V10
Vertical
Decor**



REF .001
Wall mounted.

Vertical Mounting 4 Brackets



6, 8, 10 Tubes

$W = \text{Number of tubes} \times 2^{15/16} + 3/16$

$a = 5^{1/16}$ (Distance from the outside to \varnothing bracket)

$b = 4^{5/16}$ (Distance from top/bottom to \varnothing bracket)

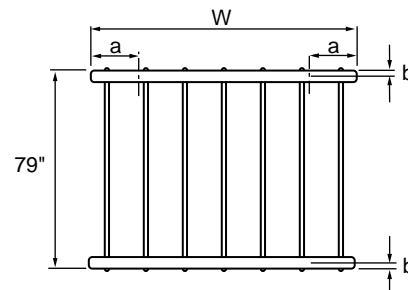
**TS4
Column
Decor**



REF .001
Wall mounted.

Standard mounting
system for all
models.

Column Mounting 4 Brackets



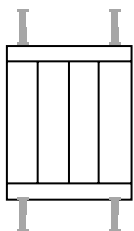
$W = (\text{Number of tubes} - 1) \times 1^{9/16} + 1^{5/16}$

$a = 2^{7/8}$ (Distance from the outside to \varnothing bracket)

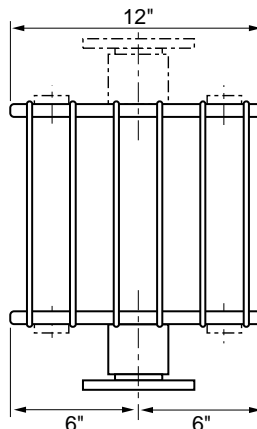
$b = 1$ (Distance from top/bottom to \varnothing bracket)

**TS4
Custom
Order**

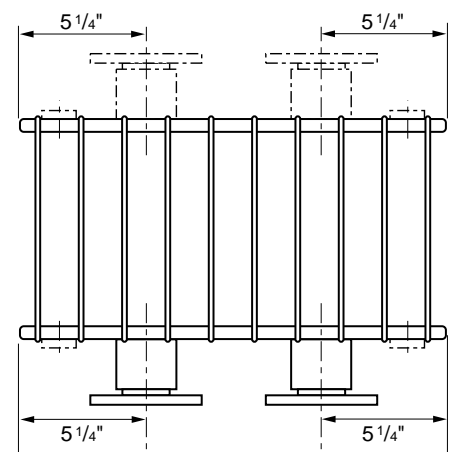
**Optional Bracket
Location**



REF .003
3 1/2" to 4 3/4" ceiling
support mounting
and adjustable feet
3 1/2" to 4 3/4"



Space	No. of Tubes
1 5/8"	8



Space	No. of Tubes
1 5/8"	11, 13, 16, 18, 21