


Lo-Line™

Fan Convector from MYSON



LO-LINE FAN CONVECTORS – BTU/HR HEAT OUTPUT – ENTERING AIR @ 65 °F

MODEL #	FLOW RATE GPM ¹	FAN SPEED	AIR DELIVERY (CFM)	ENTERING WATER TEMPERATURE (°F)									
				110**	120**	130**	140	150	160	170	180	190	200
19-15	3.0	Boost	221	8,715	10,560	12,392	14,212	16,021	17,821	19,613	21,398	23,176	24,948
		Medium	179	7,026	8,513	9,989	11,454	12,912	14,361	15,805	17,242	18,674	20,101
		Low	132	5,647	6,841	8,027	9,204	10,374	11,539	12,698	13,852	15,002	16,148
14-10	3.0	Boost	186	7,118	8,624	10,118	11,602	13,077	14,544	16,004	17,458	18,908	20,352
		Medium	138	5,812	7,041	8,260	9,471	10,674	11,872	13,063	14,250	15,432	16,610
		Low	94	4,846	5,870	6,885	7,893	8,896	9,893	10,885	11,873	12,857	13,838
9-6	3.0	Boost	96	4,637	5,617	6,589	7,554	8,513	9,488	10,417	11,363	12,305	13,244
		Medium	69	4,196	5,081	5,959	6,831	7,698	8,559	9,417	10,271	11,122	11,969
		Low	52	3,642	4,410	5,173	5,930	6,682	7,431	8,175	8,917	9,656	10,392
6-4	3.0	Boost	60	2,815	3,418	4,017	4,614	5,207	5,799	6,388	6,976	7,562	8,146
		Medium	42	2,382	2,885	3,383	3,878	4,370	4,859	5,345	5,830	6,313	6,793
		Low	28	2,040	2,470	2,896	3,319	3,739	4,157	4,572	4,986	5,398	5,809

¹NOTE: Correction factor for 1.0 gpm, multiply by 0.87

**For output at water temperatures below 140° F, optional 107° F low temperature cut-off required.

NOTE: For proper sizing, use the rating at Medium or Low speeds.

FAN CONVECTOR COMPARISON @ 180 °F WATER TEMP

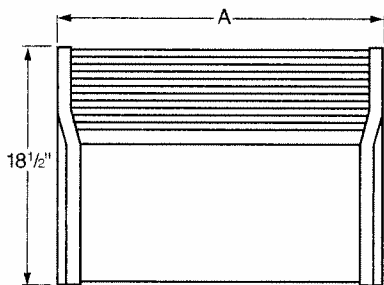
MODEL #	FAN SPEED	BASEBOARD (525 BTU/FT)	C.I. RADIATORS (225 BTU/SQ FT)
19-15	Boost/Med/Low	41/33/26 ft	95/77/61 sq ft
14-10	Boost/Med/Low	33/27/23 ft	78/64/53 sq ft
9-6	Boost/Med/Low	22/20/17 ft	51/46/40 sq ft
6-4	Boost/Med/Low	13/11/10 ft	31/26/22 sq ft

UNIT WEIGHT (LBS)

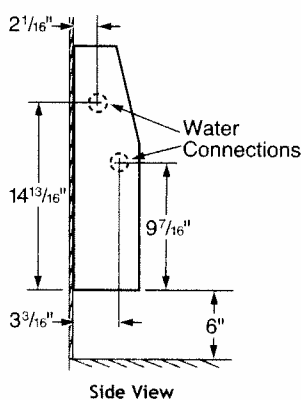
MODEL #	UNIT WEIGHT	WEIGHT PACKED
19-15	35.5	38.5
14-10	30.0	33.0
9-6	21.0	24.5
6-4	16.5	20.0

FRICTION LOSS (HEAD)


MODEL #	FT WG	
	0.5 GPM	1.25 GPM
19-15	0.6	3.0
14-10	0.4	2.4
9-6	0.4	2.3
6-4	0.4	2.1



Front View



Side View



Bottom View

NOTE: For surface mounting application only.

DIMENSIONS

MODEL #	A
19-15	45 7/8"
14-10	35 9/16"
9-6	25"
6-4	20 3/16"



LO-LINE FAN CONVECTOR SPECIFICATIONS - Engineered to be efficient.

Controls... Units have a three-speed Boost/Medium/Low fan switch and built-in thermostat. All models have low-limit thermostats which close at 129° F and reopen at 109° F (±7° F).

Construction... The chassis is manufactured from zinc-coated painted steel.

Tamper-Proof Controls Cover... All units include a tamper-proof controls cover which conceals all electrical controls from unauthorized usage.

Warranty... MYSON offers a full ten year warranty on the heat exchanger and a full three year warranty on the fan motor.